

HOME & CAFÉ UMBRELLA INFORMATION SHEET

Frame Specifications:

Pole Height: 2.75m - 3.0m (Size Dependant)

Post Diameter: 60mm x 2mm or 50mm x 4mm or 40mm x 3 mm

Arm Section: 19 x 19 x 1.6mm Reinforced with 15 x 15 x 1.6mm (Laminated)

Opening Mechanism: Marine Grade Rope & Pulley

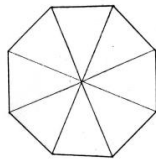
Materials: Aluminium, Stainless Steel and Nylon

Finish: Dulux Powder Coating

Standard Frame Colours: White, Beige, Green, White Birch, Black, Charcoal, Silver, Primrose, Claret, Navy

Custom Colours: On Request

Octagonal



2.5m Octagonal (4.8 sq/m)

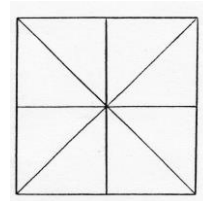
3.0m Octagonal (6.5 sq/m)

3.5m Octagonal (8.73 sq/m)

4.0m Octagonal (11.5sq/m)

4.3m Octagonal (13.12 sq/m)

Square



2.0m Square (4.0 sq/m)

2.5m Square (6.25 sq/m)

2.8m Square (7.85 sq/m)

3.0m Square (9.0 sq/m)

Available Bases:

**Boltdown or Inground or
Mobile with 2 x 20KG Weight bags**

100% Acrylic Outdoor Awning Fabric

Large Colour Selection - Over 17 Options

100% UV Blockout – UV Reflective Water Resistant

Scotch Guarded

Mould & Mildew Resistant

10 Year Fade Guarantee

The Home/Cafe Umbrella Range is the ideal shade solution for any home or cafe setting.

It is specifically designed for simplicity and reliability. The umbrellas utilise a unique auto-locking rope pulley system that allows for very easy opening and closing.

The Home/Cafe range is made using the same construction techniques as our heavy duty range, proving to be a very durable and long lasting product.

Whether it be for residential or commercial use, this umbrella will provide an excellent shade solution.

Canopies are made from the most advanced awning fabrics specifically designed for outdoor use. The 100% acrylic awning fabric provides:

- **Complete Sun Protection**
- **WaterProof fabric**
- **Mould and Mildew resistant**
- **Fade resistant**
- **U.V. Ray protection**
- **Extensive Range of Colours**



Home/Cafe Umbrella Accessories.

- **Screen Printing** – Available for any promotional Purposes.
- **Dust Cover** – Extra protection for use when umbrella isn't being used for an extended period of time.



Manufactured by: **UltraShade**
P.O. Box 856 Virginia, B.C.
Qld. Australia 4014
Phone: **(07) 3265 7288**
Fax: **(07) 3265 7304**
Email: **info@ultrashade.com.au**
Website: **www.ultrashade.com.au**
A.B.N. 77 010 472 563

Your local distributor:

ULTRASHADE

Home/Cafe Umbrellas



UltraShade 

Built to last

- Powder coated **aluminium frames** in a wide variety of colours offer strength and durability while maintaining a very clean finish.
- **Canopies** are made from the toughest and most advanced outdoor awning fabrics.
- **Auto Locking** rope pulley system for ease of opening
- All fittings used are Marine Grade **Stainless Steel**

Proudly 100% Australian Made

All Materials used in the construction of UltraShade Umbrellas are of the **highest quality** to ensure durability in the **harshest of Australian conditions**.



Guarantee

For your complete 'Peace of Mind' **UltraShade** will repair or replace, to your **satisfaction**, any malfunction of the umbrellas arising from workmanship or materials for a period of;

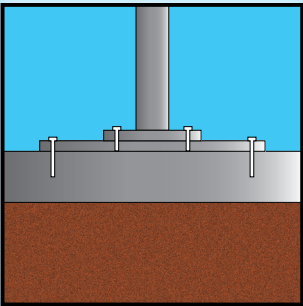
Frame: 2 Years. Canopy: 2 Years.



Home/Cafe Umbrellas come in a range of shapes and sizes.

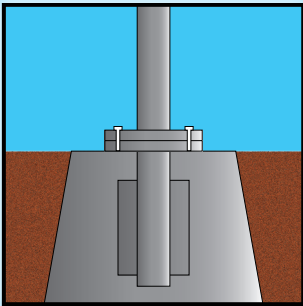
SQUARE	OCTAGONAL
1.5m	2.0m
2.0m	2.5m
2.5m	3.0m
2.8m	3.5m
3.0m	4.0m
-	4.3m

All umbrellas have a choice of either no valance, a straight valance or a scalloped valance.



Bolt Down

Ideal Base for easy fixing to existing concrete slab or decking.



In-ground

Base designed for areas without existing concrete or decking. Perfect for any areas with soft ground e.g. grass, dirt, sand or paved area.



Mobile bases are also available for situations where you would like to move your umbrella regularly.

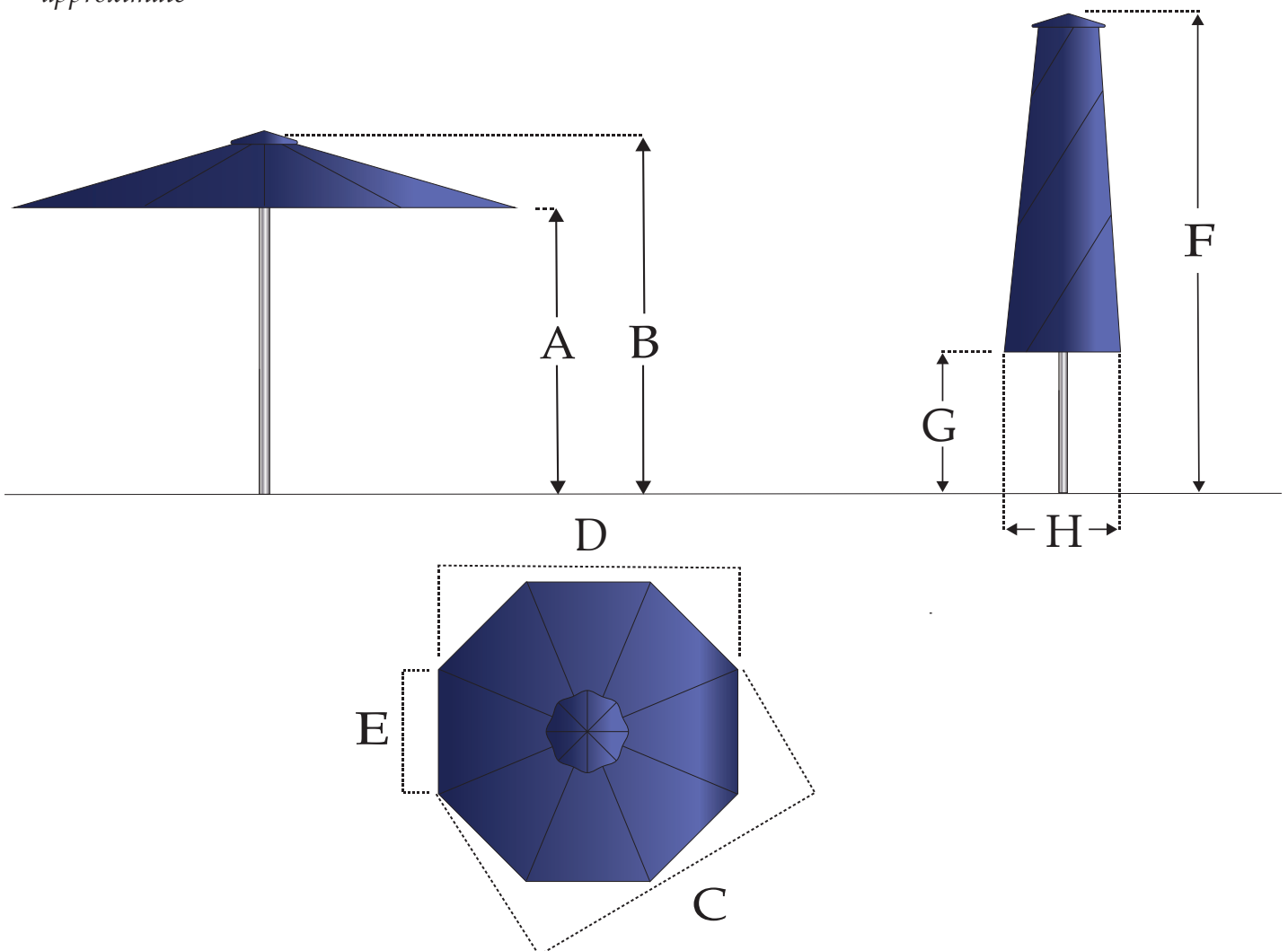


Home & Cafe® Octagonal Umbrella Dimensions

Size	A	B	C	D	E	F	G	H
2.5 m	2000	2550	2500	2200	950	2550	1250	400
3.0 m	2050	2550	2950	2700	1100	2550	1000	400
3.5 m	2200	2750	3500	3200	1300	2750	970	400
4.0 m	2200	2800	3950	3550	1500	2800	750	450
4.3 m	2150	2800	4300	3900	1620	2800	600	450

NB: All measurements in millimeters.

To be used as a guide only, all measurements are approximate



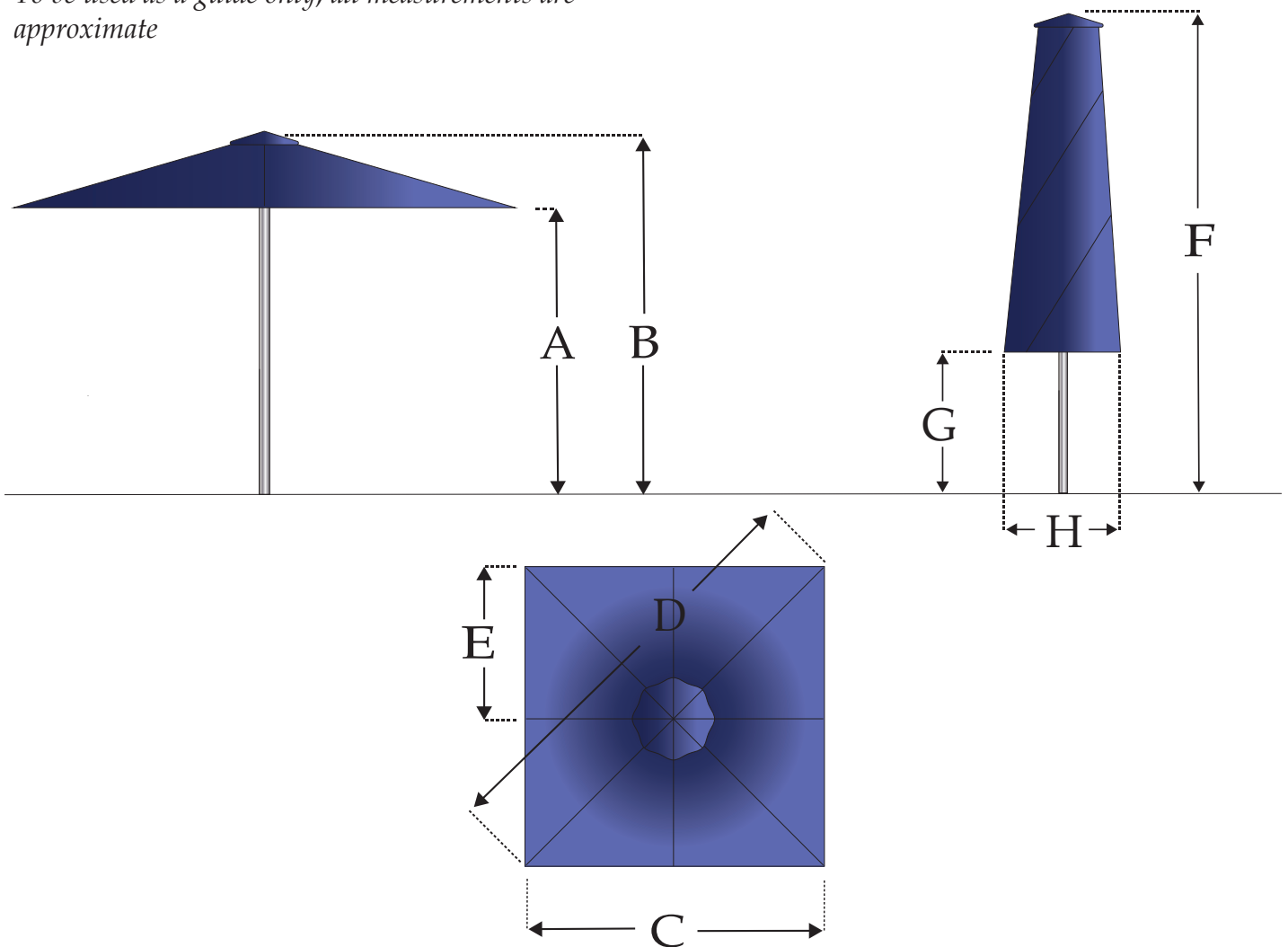


Home & Cafe® Square Umbrella Dimensions

Size	A	B	C	D	E	F	G	H
2.0 m	2100	2550	2000	2850	1000	2550	1000	400
2.5 m	2150	2700	2500	3500	1250	2700	800	400
2.8 m	2150	2800	2800	3950	1400	2800	750	450
3.0 m	2200	2800	3000	4250	1500	2800	600	450

NB: All measurements in millimeters.

To be used as a guide only, all measurements are approximate



UltraShade

A.B.N. 77 010 472 563
56 Zillmere Rd, Boondall QLD 4034
P.O. Box 856, Virginia QLD 4014
Tel: (07) 3265 7288 Fax: (07) 3265 7304 Em:
info@ultrashade.com.au



Home and Cafe Umbrella

Installation Instructions

Bolt Down Base:

Bolt down bases are supplied in two parts: a) Top Half – Spigot b) Bottom Half - Base Plate

1. Bolt the spigot to the base plate using the 5/16" bolts and spring washers that are supplied.
2. Bolt base plate to the concrete pad using M12 Dyna Bolts
or Bolt base plate to timber decking using M12 bolts for timber. **Timber decks need to be reinforced between the joists with hardwood, drill through reinforcing timber and deck board with M12 Drill.**
3. Base must be level so that the spigot is plumb. Recommend using M12 Flat washers under the bolt holes to pack up to required height
4. Stand umbrella on the spigot. Open Umbrella & rotate to desired position to align.
5. Tighten grub screw with allen key supplied.
6. Fit Nylon Buffers to Umbrella arms as per for ease of opening.

In-ground Installations

Inground bases are supplied in two parts: a) Top Half - Spigot b) Bottom Half - Inground Base

1. Bolt spigot to in-ground base using the 5/16 bolts and spring washers supplied.
2. Dig a hole for the concrete measuring approx. 300mm dia. x 500mm deep.
3. The underside of the base flange should be **at least 12mm above** finished ground height or paving level.
4. Base must be plumbed so that the spigot is vertical.
5. Concrete must be left to set for **3 - 4 days** before standing the umbrella to ensure strength of concrete.
6. Stand umbrella on the spigot. - Open Umbrella & turn to desired position.
7. Tighten grub screw with allen key supplied
- 8.

Mobile Base Installations

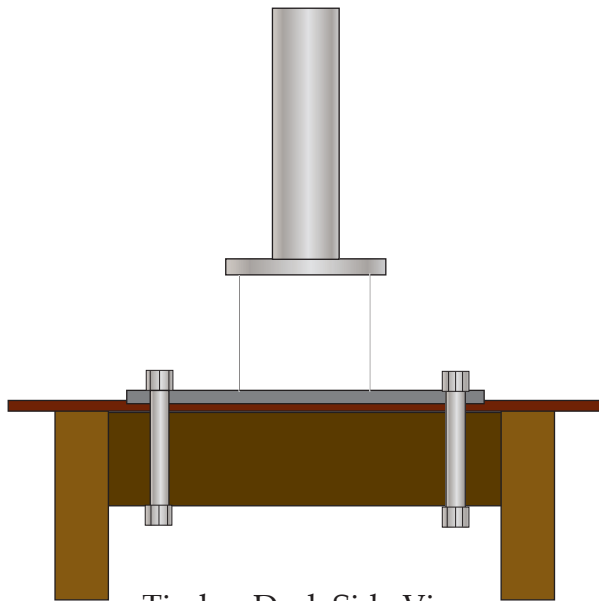

Mobile Bases are supplied with the following parts: a) Black Base Plate b) Spigot c) **(Optional) 20KG Weight Bags x 2** d) Feet (4)

1. Attach the feet to the underside of the Stainless steel base. Place base where required.
2. Bolt the spigot to the base using the four bolts provided.
3. Place Weight bags or other ballast on the base
4. Stand umbrella on the spigot – Open Umbrella & turn to the desired position.
5. Tighten grub screw with allen key supplied.
6. Fit Nylon Buffers to Umbrella arms as for ease of opening

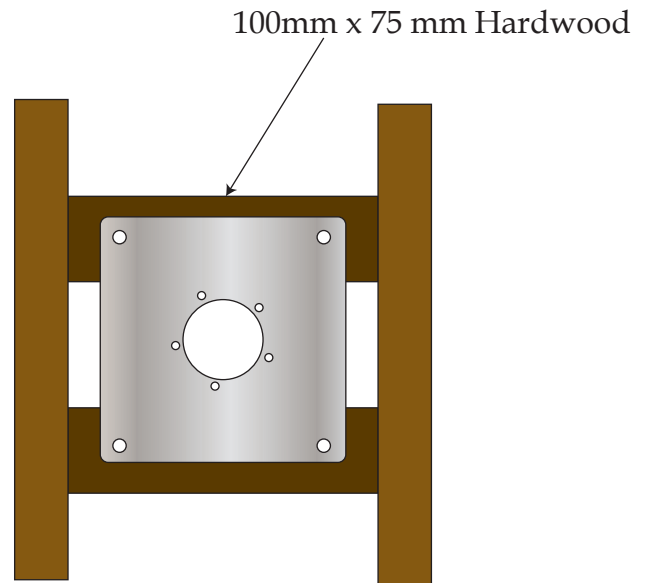
Please note:

- Over time the grub screws may loosen, especially in windy conditions.
- We recommend that the grub screw be checked regularly to ensure it is tight.
- Use the Allen Key supplied to ensure it is tight.
- Ensure the 6mm Bolt supplied with the allen key is installed through the post and through the spigot for extra security
- If installing through a table, ensure you use a base.

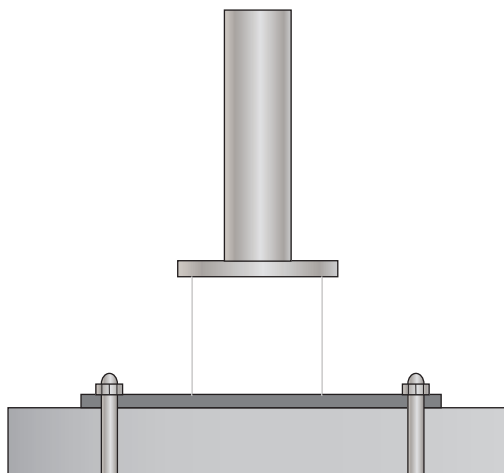
UltraShade



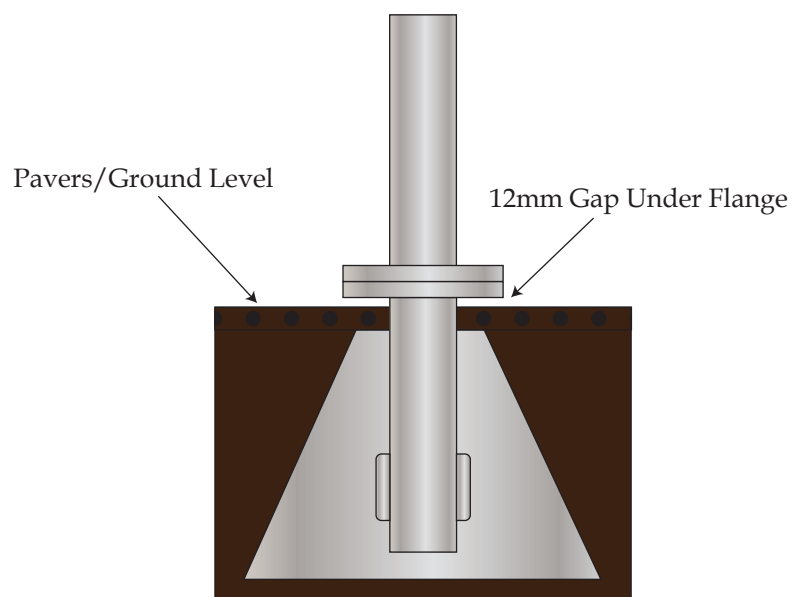
Timber Deck Side View



Timber Deck Plan View



Bolt Down Base on Concrete




Inground Base

Footing Size:
Approximately 400mm x 600 mm

UltraShade

A.B.N. 77 010 472 563
56 Zillmere Rd, Boondall QLD 4034
P.O. Box 856, Virginia QLD 4014
Tel: (07) 3265 7288 Fax: (07) 3265 7304 Em:
info@ultrashade.com.au



Home and Cafe Umbrella Open and Close Instructions

To Open:


1. Remove the securing strap.
2. Hold one arm out with gentle pressure, then, gently push the arms away from the central pole.
3. Pull on the rope to raise the umbrella.
4. Open the umbrella until the canopy is taut.
5. Lock the rope into the v-cleat on the main pole.
6. Ensure that there is no looseness in the canopy as it can become damaged if the canopy is not taut.

To Close:

1. Release the rope from the V Cleat by pulling on the rope away from the central post.
2. Loosen grip on the rope to let the umbrella down.
3. Ensure all the fabric is pulled out from being caught between the arms and brackets and wrap the panels around the umbrella like you would a handheld umbrella neatly. Do not bunch the panels with the strap as they will damage.
4. Ensure no panels are not caught between the arms or they will cause damage to the canopy which is not covered under the warranty.
5. Secure the umbrella with the strap provided. Failure to do so will wear out the aluminium arms by causing the arms to flop around in the breeze on the stainless steel fittings. Any such damage will not be covered under the warranty.

UltraShade

Phone: 07 3265 7288
www.ultrashade.com.au



UltraShade's Fabric Care Advice

FABRIC CARE

To obtain the maximum life from UltraShade Acrylic Awning Fabric products, the following points should be noted:

1. Keep the fabric clean by hosing regularly to remove dust, bird droppings and other solid particles.
2. No powered, high pressure washes to be used for cleaning fabric. * Warranty will be voided.*
3. Do not apply detergents, cleaning fluids or insecticides. Strictly use a mild soap solution and water only for cleaning.
4. Keep petrol, oil, solvents, kerosene and other similar fluids away from the fabric.
5. Do not allow bird droppings, earth, sand, or vegetable matter to remain in contact with the fabric.
6. Water based stains should be treated first by rinsing with cold water. If this is not sufficient, UltraShade canopies may be washed with a mild solution of soap in lukewarm water and rinsed thoroughly. We recommend gentle brushing with a soft brush or sponge as harsh scrubbing can damage the Teflon coating.
7. It is important that a UltraShade Umbrella is opened to dry after wet weather and should not be closed up or stored away when wet. Outdoor furniture and cushions should also be dried before storing away.

STUBBORN STAINS

Clean throughout with non-abrasive household cleaners, diluted rubbing alcohol or diluted bleach - 1:20 concentration.

Rinse immediately with clean water and dry thoroughly. General marking and mould is inevitable for outdoor fabrics, prompt attention to the affected area will minimise the chance of staining or fabric degradation.

WARRANTY

WHAT IS COVERED?

This warranty covers UltraShade acrylic fabric becoming non-functional due to loss of dimensional stability from exposure to conditions including sunlight and other normal atmospheric conditions. This warranty does not cover gradual fading, discolouration from atmospheric pollution, mould or other debris. Abnormal or excessive fading is covered.

Any defects found with regard to the fabric configuration, dimension, strength or colour that exist at the time of initial delivery, must be reported to UltraShade within a reasonable period of time before fabrication or installation of the umbrella.

HOW LONG IS THE COVERAGE PERIOD?

The warranty coverage is for 3 years from the date of purchase.

WHAT WILL ULTRASHADE DO?

UltraShade will provide a new Canopy at no cost, to replace the non-functioning fabric. This warranty does not cover the cost of labour or other consequential or incidental expenses. This warranty can only be enforced against presentation of the original installers invoice showing fabric reference and colour as well as date of delivery. The correct care procedures (as outlined above) must be followed to ensure that every step has been taken to maintain the UltraShade acrylic fabric canopy.

ultrashade.com.au

Information contained in this brochure is accurate and based on the latest product information available at the time of printing.

While UltraShade makes all efforts to provide accurate information, we maintain the right to make changes as necessary.



(FEBRIVILLE P/L T/A A.C.N. 010 472 563 A.B.N. 77 010 472 563)
56 Zillmere Road, Boondall. Brisbane. Qld. 4034
P.O. Box 856, Virginia Qld. 4014
Tel: (07) 3265 7288 Fax: (07) 3265 7304
Em: info@ultrashade.com.au

HOME & CAFE UMBRELLA WARRANTY

Aluminum Frames are covered by a 5 Year structural warranty. Warranty specifically excludes damage to the powder coat finish caused by corrosion, scratching, pitting, fading or peeling.

Canopy Fabrics are covered by a 3 Year workmanship warranty and a fade guarantee of up to 10 years from the fabric supplier.

Conditions of Warranty:

1. This warranty does not cover any repairs consequent upon accident, alterations or repairs by any other than an authorised dealer/agent of UltraShade, misuse, fire, floods, earthquakes or excessively high wind conditions.
2. This warranty applies to the original purchaser from the purchase date and covers manufacturing faults and defects.
3. This warranty is valid only for installation made by Ultrashade/ Agent/ Dealer/ Yourself/ Tradesman: The installation must be carried out exactly as shown in the Ultrashade Installation Instructions and Technical Information.
4. Owner to ascertain position of all underground pipes and electrical wires and notify installer of any obstacles. Although all care will be taken, no responsibility can be accepted for any underground breakages.
5. This warranty is valid only if the canopy has been kept clean and free of dust/debris with regular hosing as this will prolong the life of the canopy.
6. This warranty is only valid if the umbrella is put up and collapsed as detailed in the open/close information.
7. The cost of transportation and insurance both ways for any repair to the UltraShade Umbrella is to be paid by the claimant.
8. Warranty specifically excludes general wear and tear, rusting of steel components and parts, corrosion and damage caused as a result of failure to observe reasonable care, maintenance and assembly instructions.
9. Ultrashade reserves the right to determine whether or not fault is caused by faulty workmanship or material or any other part is defective.
10. Ultrashade may offer advice but accepts no responsibility to the suitability of the ultimate position of the UltraShade Umbrellas.

The benefits conferred by this manufacturer's warranty are in addition to all rights and remedies conveyed by the Competition and Consumer Act 2010 (Commonwealth), and any other statutory rights to which you may already be entitled, and this warranty does not exclude, restrict or modify any such rights or remedies that are implied by law.